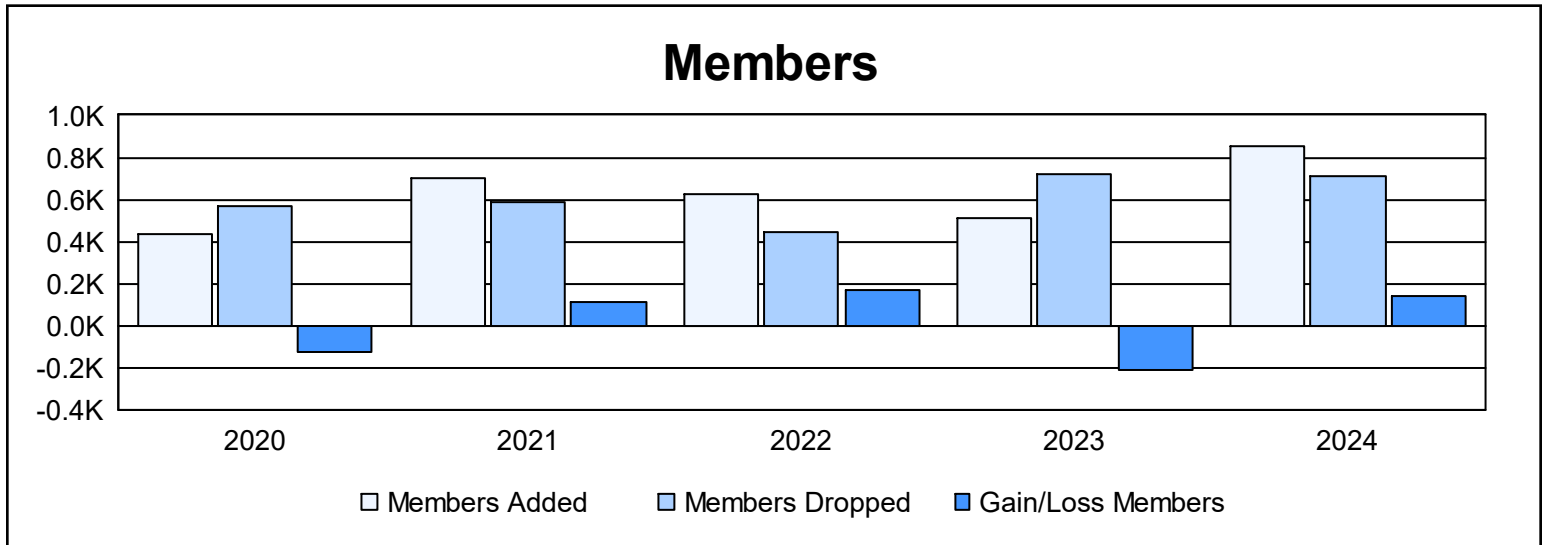
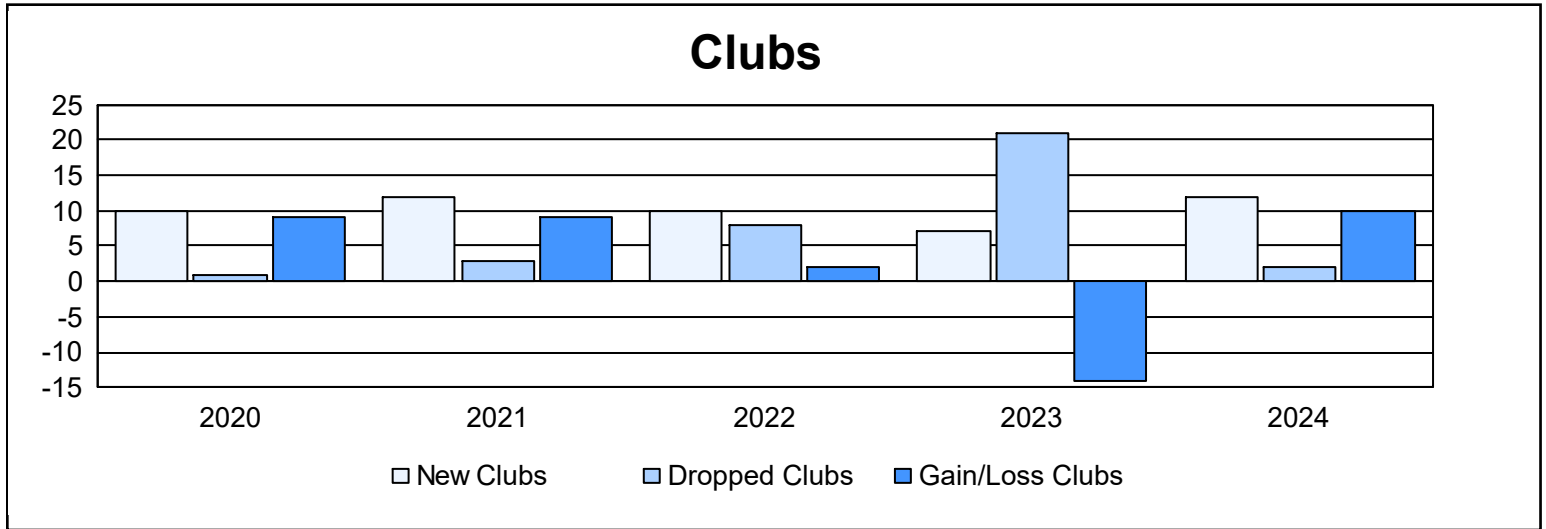
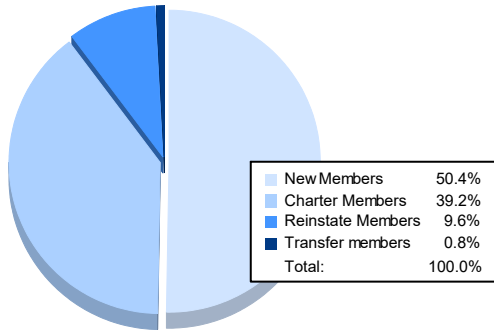


| Year | New Clubs | Dropped Clubs | Gain/ Loss Clubs | New Members | Charter Members | Reinstate Members | Transfer Members | Total Member Added | Total Members Dropped | Gain/ Loss Members |
|----------------|-----------|---------------|------------------|-------------|-----------------|-------------------|------------------|--------------------|-----------------------|--------------------|
| 2019-2020 | 10 | 1 | 9 | 187 | 232 | 17 | 2 | 438 | 567 | -129 |
| 2020-2021 | 12 | 3 | 9 | 298 | 356 | 24 | 23 | 701 | 589 | 112 |
| 2021-2022 | 10 | 8 | 2 | 344 | 241 | 19 | 16 | 620 | 448 | 172 |
| 2022-2023 | 7 | 21 | -14 | 286 | 199 | 19 | 5 | 509 | 724 | -215 |
| 2023-2024 | 12 | 2 | 10 | 431 | 335 | 82 | 7 | 855 | 714 | 141 |
| Average | 10 | 7 | 3 | 309 | 273 | 32 | 11 | 625 | 608 | 16 |



Membership Composition June 2024 Cumulative



Gender Composition June 2024 Cumulative

